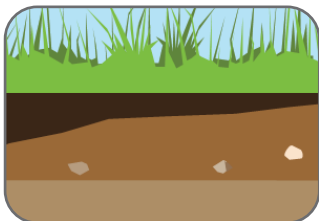



Alternatives to Herbicides for **WEED MANAGEMENT**

SOIL HEALTH



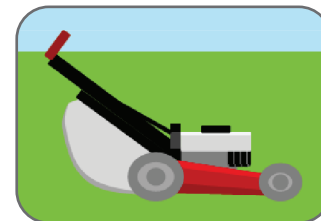
Cultivate your soil for growing grass, not weeds.

OVERSEEDING



Help grass outcompete weeds and repair patchy spots in lawns.

MOWING



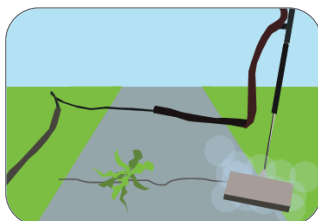
Mow at the proper height to reduce weeds. Standard practice is to remove the top third of the grass height.

STRING TRIMMER



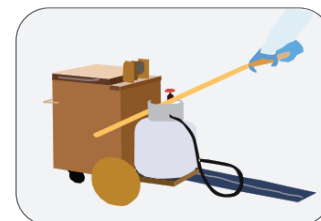
Clear weeds from hardscapes with a string trimmer.

HEAT




Kill weeds at the roots with heat using flame weeders, steam weeders, or foam steamers.

CRACK SEALING



Repair cracks in pavement to help prevent weed seeds from germinating.

MULCH



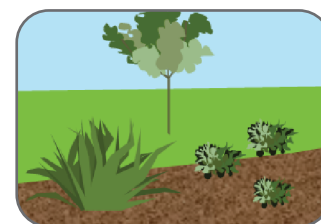
Maintain mulch at 3 to 5 inches to improve water conservation and weed management.

HAND-PULLING




Hand-pull weeds before they set seed to help reduce infestations.

XERISCAPING




Replace ornamental plants with native species that require less water and maintenance.

IRRIGATION



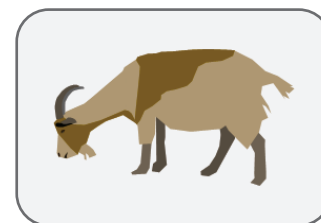
Prevent excess weed growth with proper irrigation timing and equipment.

SOLARIZATION



Kill weed seeds with soil solarization by cooking the soil under a plastic tarp

GOATS



Hire goats to eat weeds and clear fields of unwanted vegetation.