

# IPM for Child Care Programs


Integrated pest management, or IPM, is any approach that uses the least-toxic, effective method to solve pest problems. Proactively managing pests with IPM at child care facilities can help maintain clean, healthy, and safe spaces. With the help of staff and pest management professionals, all child care programs can successfully manage pests with IPM!

## IPM practices that can be done by child care program staff:



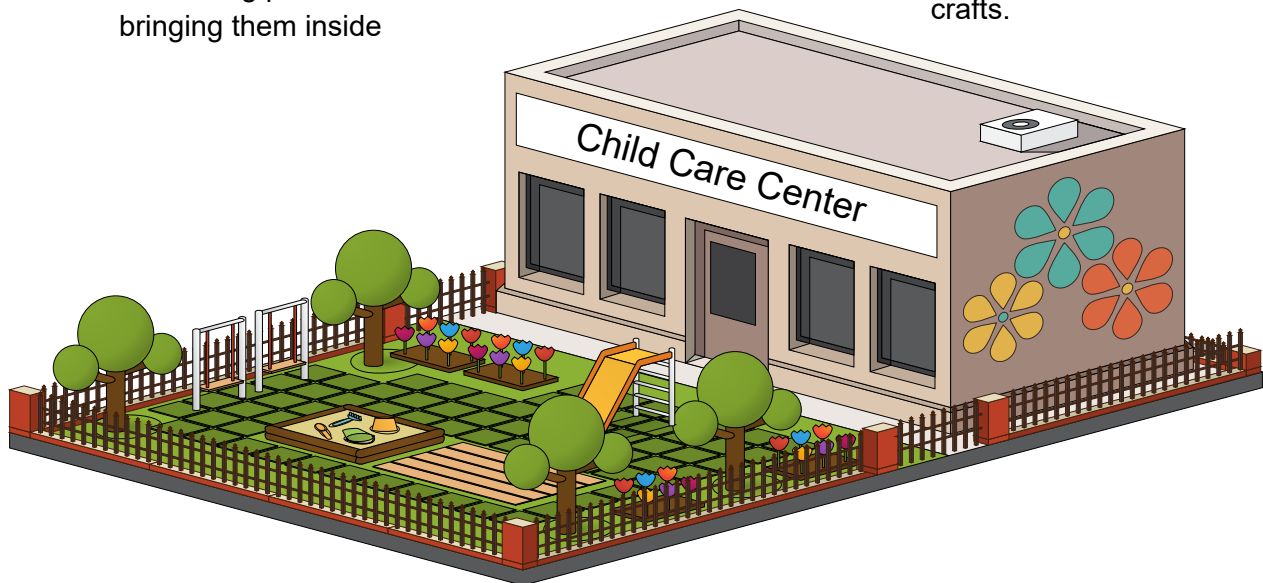
### Eliminate pest ACCESS:

- Find and close gaps and holes in screens, walls, around pipes, or other areas into the building
- Look for light coming in underneath any outside doors, and have door sweeps installed
- Inspect all deliveries for hitchhiking pests before bringing them inside



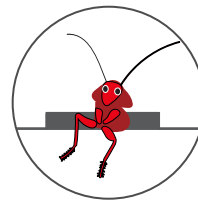
### Remove pest FOOD:

- Empty trash cans daily and keep the areas around dumpsters clean
- Serve meals in designated eating areas and clean up promptly after meals
- Send art projects home with children, especially food-based crafts.



### Dry up pest WATER:

- Have leaky pipes fixed
- Keep under-sink cabinets clean, dry, and clutter-free
- Eliminate stagnant water from inside and outside areas




### Get rid of pest SHELTER:

- Clean, declutter, and organize storage areas and classrooms regularly
- Use airtight containers, instead of pest-friendly cardboard, and place on shelving to keep them off the floor
- Inspect storage areas and containers regularly for pests

Many child care programs in California hire a pest management professional to take care of pest problems. This is a good way to make sure that you keep pests out of your facility. You can hire a pest management professional to use IPM!

## Talking with a pest management professional about using IPM at your facility:

**ASK  
them to...**



- Implement IPM strategies with a focus on prevention, and only use pesticides as a last resort
- Keep you updated on their inspection, monitoring, and prevention activities
- Tell you if there are potential access, food, water, or shelter sources that could attract pest
- Apply pesticides in areas inaccessible to the children, or when no children will be on the property
- Use pesticides that are the lowest risk available and exempt from the Healthy Schools Act requirements, such as self-contained baits, crack and crevice gels/pastes, and minimum-risk pesticides exempt from EPA registration

**VERIFY  
they...**



- Are licensed to provide pest control services by checking for their DPR license and/or their Structural Pest Control Board license
- Have been trained in IPM as required by the Healthy Schools Act


An IPM partnership between child care staff and pest management professionals in child care programs is a group effort that can be very effective. IPM may look different from what you're used to, but it can be just as successful at managing all types of pests. By using IPM, you can help to create healthy learning environments for the children in your care.

## How pest management professional IPM practices might look:

**They  
MAY...**



- Spend their time inspecting the property, monitoring for pests, and implementing prevention tactics instead of applying pesticides
- Use low-risk, Healthy Schools Act-exempt pesticides such as self-contained baits, crack and crevice gels/pastes, and minimum-risk pesticides exempt from EPA registration
- Point out issues that need to be addressed, such as gaps in buildings and leaky pipes
- Set out traps
- Ask you to be patient because IPM takes time and you may not see results right away



For more tips to help your child care program implement successful IPM strategies, visit the Child Care IPM Program website at [www.cdpr.ca.gov](http://www.cdpr.ca.gov) or email us at [ccipmlist@cdpr.ca.gov](mailto:ccipmlist@cdpr.ca.gov)