

# HEALTHY SCHOOLS ACT REQUIREMENTS

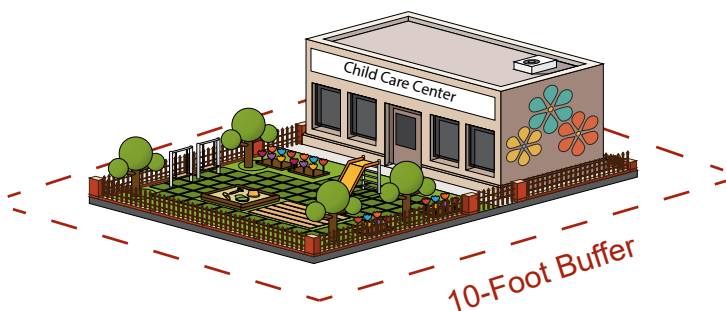
## for Child Care Property Owners & Their Contractors

### Do you manage a property where a child care facility is located?

- Follow the Healthy Schools Act requirements when pesticides are applied at California licensed child care facilities.
- Reduce children's exposure to pesticides by managing pests using safer, more sustainable integrated pest management (IPM) practices.

### Healthy Schools Act

The Healthy Schools Act is a right-to-know law that requires property owners, outside contractors such as custodial services and pest management professionals, and staff, to follow certain rules when anyone applies a pesticide at a public K-12 school or public or private child care facility.




### Child Care Facilities

Under the law, child care facilities include day care centers, employer-sponsored child care centers, preschools, and extended day care centers. This includes buildings, play areas, and a 10-foot buffer surrounding any areas regularly used by children.

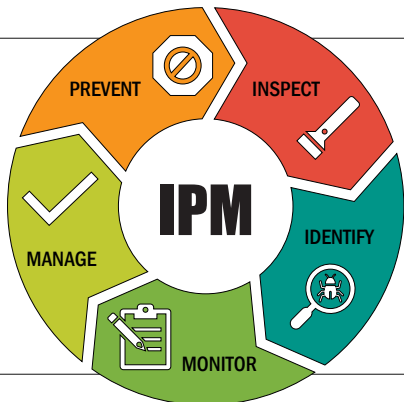
### Pesticides

Pesticides are products labeled to kill or repel pests such as bugs (insecticides), weeds (herbicides), rodents (rodenticides) and even germs (surface antimicrobials). If using a pesticide is necessary, make sure to follow the Healthy Schools Act requirements.



### Integrated Pest Management

Integrated Pest Management, or IPM, is a safer, more sustainable way to manage pests that focuses on a variety of pest prevention and exclusions techniques before a non-toxic or least-toxic pesticide is used. According to the law, the least toxic method should be the preferred method for managing pests at schools and child care facilities.



# HEALTHY SCHOOLS ACT REQUIREMENTS

## for Child Care Property Owners & Their Contractors

If you hire an outside contractor to apply pesticides, you are required to:



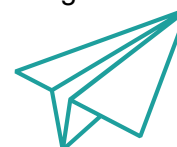
Inform the contractor there is a child care facility on the property and that the Healthy Schools Act must be followed



Provide the child care facility with an annual list of all pesticides expected to be used by the contractor

Notify the child care center 120 hours (5 days) **before any contractor** plans to make a pesticide application and provide the pesticide product information including:

- Product name
- Manufacturer
- Active ingredient
- EPA registration number
- Intended date of application
- Areas of application
- Reason for application



If you apply pesticides on the property yourself, you are required to:




Take a DPR-approved Healthy Schools Act training course before applying a pesticide and annually thereafter



Provide the child care facility with an annual list of all pesticides expected to be used

Notify the child care center 120 hours (5 days) **before you** plan to make a pesticide application and provide the pesticide product information including:

- Product name
- Manufacturer
- Active ingredient
- EPA registration number
- Intended date of application
- Areas of application
- Reason for application



Report all pesticides applied during the year to DPR by January 30th using form DPR-HSA-118 available at [www.cdpr.ca.gov](http://www.cdpr.ca.gov)

Notification and reporting are not required when these types of pesticides are used by the property owner or staff: antimicrobials (such as disinfectants), self-contained baits or traps, gels or pastes used as crack and crevice treatments, and FIFRA 25(b) pesticide products exempt from U.S. EPA registration. Training is required for any pesticide.

Licensed pest control operators must complete training and report all registered pesticides used at schoolsites.

For more information, visit the Child Care IPM Program website at [www.cdpr.ca.gov](http://www.cdpr.ca.gov) or email us at [ccipmlist@cdpr.ca.gov](mailto:ccipmlist@cdpr.ca.gov)